



**WOLVERINE**  
by certainteed

MADE TO ENDURE



# HEARTWOOD™

SHINGLES


# HEARTWOOD™



Unique continuous lock holds panels snug and secure to the wall.

**Thick, sturdy panel for strength and rigidity.**

Class 1A Fire Rating Classification for fire safety.




**3/4" Deep, realistic panel projection creates enhanced shadow lines.**

Random patterns and varying gaps in the panel design hide seams.



Low gloss woodgrain texture looks like hand-crafted perfection cedar.

## THE HEARTWOOD PROFILE:

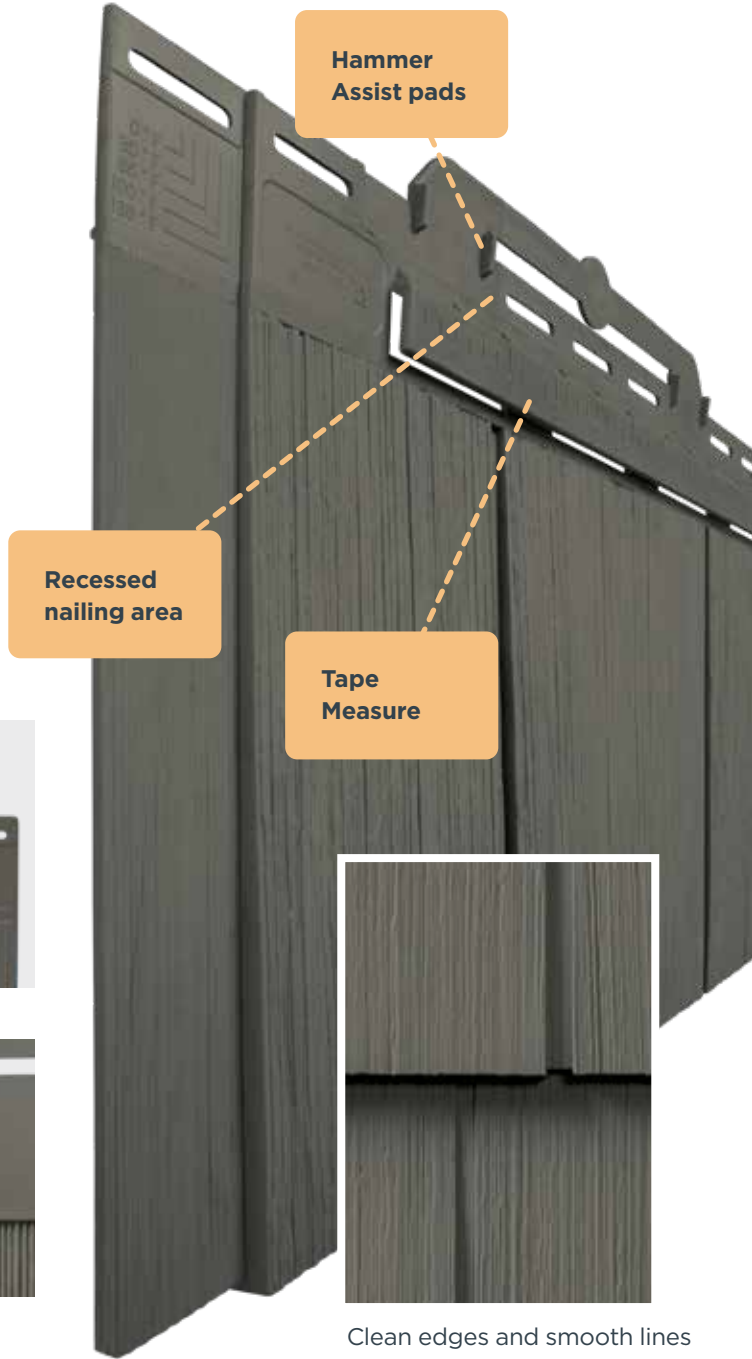


### Single 7" Shingle

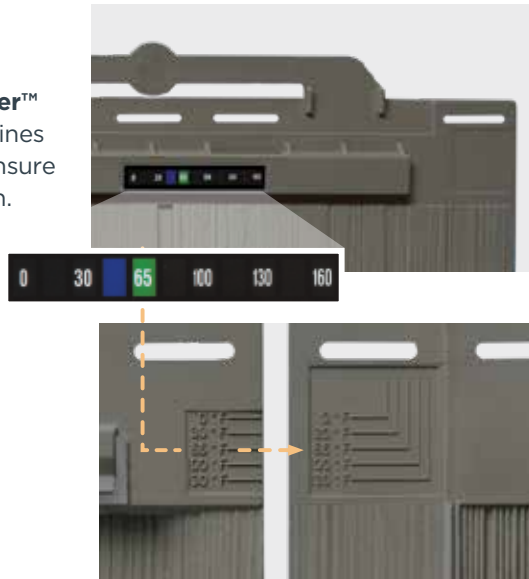
Exposure: 7"

Length: 10' 1"

# HEARTWOOD™ PRO

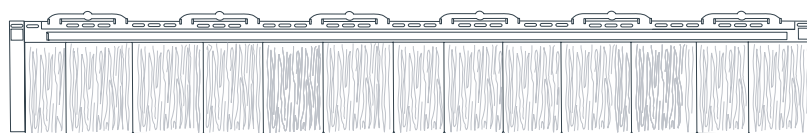
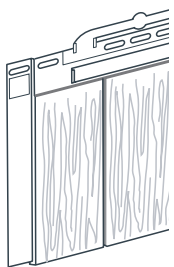


The patented **PanelThermometer™** and temperature lines are designed to ensure precise installation.



Clean edges and smooth lines compliment the natural wood texture with Enhanced shadow lines for better aesthetics.

## THE HEARTWOOD PRO PROFILE:



### Single 7" Shingle

Exposure: 7"  
Length: 73-1/2"

# HEARTWOOD™

DURABILITY AND RELIABILITY THAT ALLOW YOU TO MAKE YOUR MARK FOR GENERATIONS

## Complete the Look with Finishing Elements™.

Wolverine® offers a complete line of vinyl products including soffit and accessories. Make your mark on any job by using accent products like Shingles or Board & Batten to add the perfect finishing touches.



Heartwood™ PRO & Heartwood™



Board & Batten



Soffit



Accessories